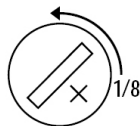


## BATTERY CHANGE

### STANDARD

**ALL MODELS  
EXCEPT SKIN,  
TURNOVER,  
TOUCH,  
FUN SCUBA**

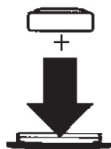


### SKIN

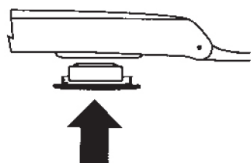
#### TAKE OFF



Open carefully the battery cover with a thin screwdriver.

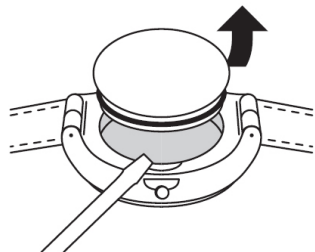


#### PRESS IN

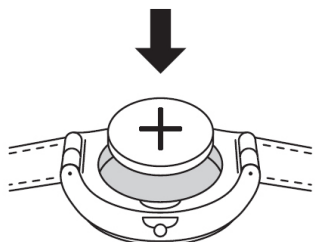


Press the battery and cover unit from underneath firmly back to the watch case.

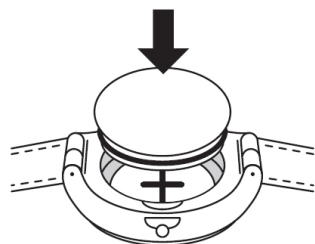
### TOUCH / FUN SCUBA BATTERY CHANGE



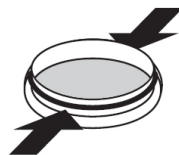
1. Open carefully the plastic cover with a thin screwdriver.



2. Replace the battery, plus (+) side up.



3. Press the plastic cover firmly back on its position (small click).



**Note:** Check carefully that the rubber gasket is on its correct position and is not harmed.